



Club Health Assessment for District 8 L through October 2025

			Status	Membership						Reports				Finance	LCIF	
Club Number	Club Name	Charter Date	Times in Status Quo in Past 2 Years	Current Member Count **	YTD Members Added	YTD Members Dropped	YTD Net Growth% ***	Member Count 1 Year Ago	Dropped Members Avg.Length of Service	Months Since Membership Update	Current Officers Reported ****	Current President Repeated Term	VP Reported *****	Last Date Reported Service (mm/yyyy)	Account Balance	YTD Donations
Clubs less than two years old																
171198	Greenwood	06/07/2024	Active(1)	12	0	0	0.00%	24		2	Y		IP			
180704	Louisiana Lions Camp Virtual	07/10/2025	Active	104	104	0	100.00%	0		0	Y		N	10/2025		
Clubs more than two years old																
63015	ANACOCO	04/17/2000	Active	15	0	2	-11.76%	19	6	0	Y		N	07/2024	90+ Days	\$50.00
3824	ARCADIA	05/28/1968	Active	20	2	1	5.26%	20	5	0	Y	2	R	09/2023		
3826	BOSSIER CITY	09/02/1927	Active	79	9	2	9.72%	70	11	0	Y		N	10/2025		
53142	BOSSIER CITY BOSSIER CENTRAL Exc Award (06/30/2019, 06/30/2022, 06/30/2023)	05/22/1992	Active	10	0	0	0.00%	12		8	Y			02/2025		
3835	FLORIEN	06/28/1960	Active	15	0	0	0.00%	15		15	Y		N	08/2022		
3836	GIBSLAND	12/13/1928	Active	31	2	0	6.90%	31		3	Y	2	R	08/2022		\$100.00
3837	HAYNESVILLE	03/12/1926	Active	12	1	1	0.00%	17	5	3	Y	5	R	01/2023		
3839	HOMER	05/28/1926	Active	36	0	0	0.00%	37		4	Y	8	N	08/2023		
3841	LEESVILLE Exc Award (06/30/2025)	06/17/1942	Active	80	0	1	-1.23%	79	6	0	Y		N	10/2025		\$100.00
140517	Louisiana Animal Rescue Angels	01/07/2020	Active	7	0	1	-12.50%	14	1	3	Y		N	10/2025		
3843	MANSFIELD	04/19/1940	Active	23	1	2	-4.17%	24	42	1	Y	2	N	06/2023		
3844	MANY	08/22/1927	Active	15	1	1	0.00%	16	11	2	Y			03/2023		
3845	MINDEN Exc Award (06/30/2018, 06/30/2019)	10/22/1925	Active	89	2	3	-1.11%	90	2	0	Y		N	10/2023		
3846	MINDEN EVENING Exc Award (06/30/2020, 06/30/2021, 06/30/2022, 06/30/2023, 06/30/2024)	07/14/1959	Active	19	1	2	-5.00%	20	21	1	Y		N	10/2025		
3847	NATCHITOCHES	10/07/1943	Active	49	1	3	-3.92%	52	9	2	Y	2	N	06/2025		\$200.00
3853	NORTH SHREVEPORT Exc Award (06/30/2018, 06/30/2019, 06/30/2020, 06/30/2021, 06/30/2024)	01/10/1952	Active	37	4	1	8.82%	47	1	0	Y	2	N	08/2025		\$2,200.00
3852	SHREVEPORT DOWNTOWN	10/19/1917	Active	14	1	1	0.00%	13	37	0	Y			02/2023		
117113	SHREVEPORT RED RIVER	06/13/2012	Active	11	1	0	10.00%	10		3	N	None		07/2024	90+ Days	\$100.00



Club Health Assessment for District 8 L through October 2025

INTERNATIONAL

Club Number	Club Name	Charter Date	Status	Membership					Reports					Finance	LCIF
			Times in Status Quo in Past 2 Years	Current Member Count **	YTD Members Added	YTD Members Dropped	YTD Net Growth% ***	Member Count 1 Year Ago	Dropped Members Avg.Length of Service	Months Since Membership Update	Current Officers Reported ****	Current President Repeated Term	VP Reported *****	Last Date Reported Service (mm/yyyy)	Account Balance
Exc Award (06/30/2020, 06/30/2023)															
3857	SIMSBORO	12/08/1966	Active	30	4	0	15.38%	26	3	Y	5	N	11/2024	90+ Days	

Clubs Cancelled Previous Fiscal Year – Clubs Cancelled within last 12 months may be reinstated

Club Number	Club Name	Charter Date	Current Status*	Cancellation Date
3849	RUSTON	02/22/1946	Cancelled(6*)	06/29/2025

Current Total Clubs Count	YTD New Clubs Count	YTD Cancelled Clubs Count	YTD Net Club Gain	Current Total Members Count	YTD Add	YTD Drop	YTD Net Growth	YTD Net Growth %	Member Count 12 Months Ago	Average Member Count Per Club	% of Clubs with less than 20 members	% No Officer Report in 12 Months	% of Clubs with balance 90+ days	Number of Clubs in Status Quo	% Status Quo Clubs in Financial Suspension	Number of Cancelled Clubs	Average Cancelled Club Age	Members Lost Due to Cancellation	% of Clubs Cancelled for Non-Financial Reasons
21	1	0	1	708	134	21	113	18.99%	636	34	48%	5%	14%	0	0%	0	0	0	0%

* - P - Priority Club. Cancellation Reasons: 1-Objectives/conduct, 2-Non-active club, 5-Non-existing club, 6-Disbanding, 7-Merger, 8-Financial Suspension, 9-District/Multiple District Dues.

** Red denotes below 15 active members.


*** Red denotes 20% + loss.

**** Y - all 3 (President, Secretary, Treasurer) club officers reported, N - not all 3 reported.

***** Abbreviation: N-New, IP-Immediate Past, R-Repeat.



Club Health Assessment for District 8 I through October 2025

			Status	Membership						Reports				Finance		LCIF
Club Number	Club Name	Charter Date	Times in Status Quo in Past 2 Years	Current Member Count **	YTD Members Added	YTD Members Dropped	YTD Net Growth% ***	Member Count 1 Year Ago	Dropped Members Avg.Length of Service	Months Since Membership Update	Current Officers Reported ****	Current President Repeated Term	VP Reported *****	Last Date Reported Service (mm/yyyy)	Account Balance	YTD Donations
Clubs more than two years old																
3863	ALEXANDRIA	03/07/1929	Active	63	3	1	3.28%	65	35	0	Y		N	10/2025		\$1,000.00
Exc Award (06/30/2019, 06/30/2023)																
52813	ALEXANDRIA HEART CITY PACESETTERS	04/06/1992	Active	10	0	0	0.00%	10		0	Y	10		12/2020		
47400	ALEXANDRIA RAPIDES METRO	06/09/1987	Active	10	0	0	0.00%	10		5	Y	8		09/2025		
3866	BASTROP	06/13/1946	Active	22	0	1	-4.35%	22	1	3	Y	8	R			
3869	BUNKIE	04/01/1940	Active	21	0	0	0.00%	22		1	Y		N	10/2025		\$1,000.00
Exc Award (06/30/2018)																
3870	COLFAX	11/03/1930	Active	13	0	0	0.00%	14		5	Y	5	N	06/2018		
Exc Award (06/30/2017)																
3871	COLUMBIA	05/15/1951	Active(1)	32	0	0	0.00%	32		0	Y	8	R	09/2013		
58070	COTTONPORT BAYOU ROUGE	04/02/1996	Active(1)	17	0	0	0.00%	17		0	Y	7			90+ Days	
3874	FARMERVILLE	01/18/1929	Active	28	1	3	-6.67%	34	11	1	Y	2	N	12/2010		
3883	GREATER OUACHITA	03/29/1948	Active	11	0	0	0.00%	11		4	Y		N	03/2023		
62643	JENA	01/03/2000	Active(1)	16	2	1	6.67%	15	3	3	Y	3			90+ Days	
3875	JONESVILLE	01/29/1954	Active(1)	15	0	0	0.00%	15		21	Y	3	R		90+ Days	
3879	MANSURA	01/19/1962	Active(1)	11	0	0	0.00%	11		4	Y	10				
3880	MARKSVILLE	06/11/1938	Active	47	1	0	2.17%	39		0	Y	5				
3881	MER ROUGE	11/26/1943	Active(1)	37	0	0	0.00%	37		5	Y	7				
3882	MONROE DOWNTOWN	08/02/1921	Active(2)	7	0	1	-12.50%	11	5	3	Y	5		06/2018		
3887	PINEVILLE	03/18/1947	Active(1)	14	5	1	40.00%	19	3	0	Y		R	05/2025		
3889	SWARTZ	01/26/1965	Active	5	2	4	-28.57%	7	2	2	Y			06/2015		
3891	VIDALIA	01/21/1954	Active(1)	19	0	0	0.00%	19		5	Y	21	R			
3894	WINNFIELD	10/18/1943	Active	6	0	0	0.00%	6		1	Y			05/2018		\$340.00
Exc Award (06/30/2018)																
3895	WINNSBORO	11/10/1926	Active	35	2	1	2.94%	33	33	0	Y		N	04/2022		



Club Health Assessment for District 8 I through October 2025

INTERNATIONAL

						Status		Membership					Reports				Finance		LCIF
						Times in Status Quo in Past 2 Years		Current Member Count **	YTD Members Added	YTD Members Dropped	YTD Net Growth***	Member Count 1 Year Ago	Dropped Members Avg.Length of Service	Months Since Membership Update	Current Officers Reported ****	Current President Repeated Term	VP Reported *****	Last Date Reported Service (mm/yyyy)	Account Balance
Club Number	Club Name		Charter Date																
Current Total Clubs Count	YTD New Clubs Count	YTD Cancelled Clubs Count	YTD Net Club Gain	Current Total Members Count	YTD Add	YTD Drop	YTD Net Growth	YTD Net Growth %	Member Count 12 Months Ago	Average Member Count Per Club	% of Clubs with less than 20 members	% No Officer Report in 12 Months	% of Clubs with balance 90+ days	Number of Clubs in Status Quo	% Status Quo Clubs in Financial Suspension	Number of Cancelled Clubs	Average Cancelled Club Age	Members Lost Due to Cancellation	% of Clubs Cancelled for Non-Financial Reasons
21	0	0	0	439	16	13	3	0.69%	449	21	62%	0%	14%	0	0%	0	0	0	0%

* - P - Priority Club. Cancellation Reasons: 1-Objectives/conduct, 2-Non-active club, 5-Non-existing club, 6-Disbanding, 7-Merger, 8-Financial Suspension, 9-District/Multiple District Dues.

** Red denotes below 15 active members.

*** Red denotes 20% + loss.

**** Y - all 3 (President, Secretary, Treasurer) club officers reported, N - not all 3 reported.

***** Abbreviation: N-New, IP-Immediate Past, R-Repeat.



Club Health Assessment for District 8 O through October 2025


			Status	Membership						Reports				Finance	LCIF	
Club Number	Club Name	Charter Date	Times in Status Quo in Past 2 Years	Current Member Count **	YTD Members Added	YTD Members Dropped	YTD Net Growth% ***	Member Count 1 Year Ago	Dropped Members Avg.Length of Service	Months Since Membership Update	Current Officers Reported ****	Current President Repeated Term	VP Reported *****	Last Date Reported Service (mm/yyyy)	Account Balance	YTD Donations
Clubs less than two years old																
157286	Bayou Teche	04/29/2024	Active	27	0	2	-6.90%	21	1	3	Y	3		09/2025		
Clubs more than two years old																
118567	BREAUX BRIDGE	01/07/2013	Active	27	0	0	0.00%	27		4	Y	5		08/2024		
3900	CAMERON	10/25/1944	Active	45	0	4	-8.16%	50	21	3	N	None		06/2025		
43857	CARENCRO	05/22/1984	Active	18	0	1	-5.26%	18	37	3	Y	2	R	11/2022		\$1,602.08
3902	CROWLEY	06/23/1931	Active	23	0	0	0.00%	25		0	Y		N	10/2025		
3905	DE RIDDER	05/27/1942	Active	42	2	1	2.44%	40	28	0	Y		N	06/2025		
3907	EAST BEAUREGARD L C	12/09/1971	Active(1)	17	0	0	0.00%	17		4	Y	21				
3913	IOTA EGAN L C	03/31/1966	Active	20	0	1	-4.76%	22	12	3	Y		N	10/2025		
3915	JENNINGS	03/03/1947	Active	28	1	3	-6.67%	41	16	1	Y	3		02/2013	90+ Days	
3916	KAPLAN	05/22/1936	Active	28	4	2	7.69%	26	7	3	Y	3		05/2019		\$960.00
3918	LAFAYETTE	12/11/1962	Active	23	2	2	0.00%	24	9	0	Y	2	R	06/2025		\$50.00
3884	OAKDALE	04/09/1940	Active	41	0	0	0.00%	40		7	Y	7		07/2024		
3929	OPELOUSAS	01/17/1947	Active	23	1	0	4.55%	15		1	Y		N	06/2025		
46387	PORT BARRE	06/27/1986	Active	57	0	0	0.00%	57		11	Y	2	R	06/2025	90+ Days	
3930	RAYNE	11/02/1938	Active	45	5	6	-2.17%	40	14	0	Y		N	04/2023		
3933	SCOTT	02/03/1953	Active	24	0	0	0.00%	24		4	Y	10				\$340.00
3926	SULPHUR	08/05/1944	Active(1)	19	0	1	-5.00%	14	42	1	Y			08/2025	90+ Days	\$450.00
Exc Award (06/30/2025)																
3937	VILLE PLATTE	09/06/1943	Active	21	0	0	0.00%	19		4	Y					
3940	YOUNGSVILLE	04/24/1950	Active	17	0	0	0.00%	18		6	Y	4		01/2023		

Clubs Cancelled Previous Fiscal Year – Clubs Cancelled within last 12 months may be reinstated

Club Number	Club Name	Charter Date	Current Status*	Cancellation Date
3906	DUSON	01/22/1953	Cancelled(8*)	06/29/2025
104217	IOWA	12/22/2008	Cancelled(6*)	08/29/2024



Club Health Assessment for District 8 O through October 2025

<div>International Club of Presidents</div>						Status		Membership					Reports				Finance		LCIF
						Times in Status Quo in Past 2 Years		Current Member Count **	YTD Members Added	YTD Members Dropped	YTD Net Growth***	Member Count 1 Year Ago	Dropped Members Avg.Length of Service	Months Since Membership Update	Current Officers Reported ****	Current President Repeated Term	VP Reported *****	Last Date Reported Service (mm/yyyy)	Account Balance
Club Number	Club Name		Charter Date																
Current Total Clubs Count	YTD New Clubs Count	YTD Cancelled Clubs Count	YTD Net Club Gain	Current Total Members Count	YTD Add	YTD Drop	YTD Net Growth	Member Count 12 Months Ago	Average Member Count Per Club	% of Clubs with less than 20 members	% No Officer Report in 12 Months	% of Clubs with balance 90+ days	Number of Clubs in Status Quo	% Status Quo Clubs in Financial Suspension	Number of Cancelled Clubs	Average Cancelled Club Age	Members Lost Due to Cancellation	% of Clubs Cancelled for Non-Financial Reasons	
19	0	0	0	545	15	23	-8	-1.45%	538	29	21%	5%	16%	0	0%	0	0	0	0%

* - P - Priority Club. Cancellation Reasons: 1-Objectives/conduct, 2-Non-active club, 5-Non-existing club, 6-Disbanding, 7-Merger, 8-Financial Suspension, 9-District/Multiple District Dues.

** Red denotes below 15 active members.

*** Red denotes 20% + loss.

**** Y - all 3 (President, Secretary, Treasurer) club officers reported, N - not all 3 reported.

***** Abbreviation: N-New, IP-Immediate Past, R-Repeat.



Club Health Assessment for District 8 N through October 2025

			Status	Membership						Reports				Finance		LCIF
Club Number	Club Name	Charter Date	Times in Status Quo in Past 2 Years	Current Member Count **	YTD Members Added	YTD Members Dropped	YTD Net Growth% ***	Member Count 1 Year Ago	Dropped Members Avg.Length of Service	Months Since Membership Update	Current Officers Reported ****	Current President Repeated Term	VP Reported *****	Last Date Reported Service (mm/yyyy)	Account Balance	YTD Donations
Clubs more than two years old																
124539	Baker	04/21/2015	Active	13	0	0	0.00%	20		4	Y	2		03/2025		
3949	BATON ROUGE BROWNFIELDS	02/25/1958	Active	9	0	0	0.00%	9		31	N	3		03/2019		
41149	BATON ROUGE CENTRAL	04/05/1982	Active	13	0	0	0.00%	14		4	Y		N	10/2025		
3944	BATON ROUGE EAST BATON ROUGE	02/28/1946	Active	19	1	0	5.56%	25		1	Y		N	09/2025		\$150.00
3946	BATON ROUGE LAKESHORE	11/10/1947	Active	23	0	0	0.00%	26		5	Y		N	09/2025		
43337	BATON ROUGE METROPOLITAN	01/16/1984	Active	21	1	0	5.00%	16		0	N		N	10/2025		
57814	BATON ROUGE SOUTHEAST	02/05/1996	Active	11	0	0	0.00%	11		16	Y	2	R	09/2025		
Exc Award (06/30/2017, 06/30/2018)																
3948	BOGALUSA	06/22/1943	Active	14	0	4	-22.22%	23	11	2	Y	2	N	02/2020		
3950	BRUSLY	04/08/1954	Active	46	0	0	0.00%	46		2	Y	4	N	10/2024		\$120.00
30463	CLINTON	03/31/1975	Active	12	1	7	-33.33%	18	11	3	Y		N	04/2022	90+ Days	
3951	COVINGTON	05/19/1943	Active	24	0	0	0.00%	21		4	Y	5	R	03/2019		
3954	GONZALES	04/07/1943	Active	42	2	7	-10.64%	48	10	1	Y		R	10/2025		\$450.00
Exc Award (06/30/2020)																
3955	GROSSE TETE ROSEDALE	03/12/1970	Active	25	0	3	-10.71%	35	2	0	Y		N	10/2025		\$35.00
3958	JACKSON	05/01/1951	Active	24	0	0	0.00%	24		10	Y	4	R	09/2025		
3960	LAPLACE	05/02/1957	Active	38	2	2	0.00%	37	4	2	Y		N	10/2025		
154638	Livingston Parish	06/08/2023	Active	36	2	0	5.88%	30		1	Y		N	10/2025		\$45.00
Exc Award (06/30/2024, 06/30/2025)																
3962	LUTCHER GRAMERCY	03/12/1940	Active	57	1	4	-5.00%	62	22	2	Y		N	05/2020		
Exc Award (06/30/2016, 06/30/2018)																
3963	MANDEVILLE	09/26/1946	Active	58	0	2	-3.33%	55	8	0	Y	3	R	06/2023		\$20.00
Exc Award (06/30/2018)																
3966	NEW ROADS	04/23/1941	Active	68	2	1	1.49%	69	29	0	Y	2	N	04/2018	90+ Days	
3967	PEARL RIVER	04/01/1953	Active	28	0	0	0.00%	28		15	Y	2	N	06/2025		
Exc Award (06/30/2018)																
3968	PLAQUEMINE	02/25/1942	Active	24	0	0	0.00%	22		6	Y		R	06/2019		
40228	POINTE COUPEE FAL RIV	07/31/1981	Active	7	0	0	0.00%	7		41	Y	6	R	07/2017		



Club Health Assessment for District 8 N through October 2025

INTERNATIONAL

Club Number	Club Name	Charter Date	Status	Membership					Reports				Finance	LCIF		
			Times in Status Quo in Past 2 Years	Current Member Count **	YTD Members Added	YTD Members Dropped	YTD Net Growth% ***	Member Count 1 Year Ago	Dropped Members Avg.Length of Service	Months Since Membership Update	Current Officers Reported ****	Current President Repeated Term	VP Reported *****	Last Date Reported Service (mm/yyyy)	Account Balance	YTD Donations
44285	PONCHATOULA	10/30/1984	Active	27	1	0	3.85%	28		3	Y		N	01/2017		\$10,000.00
3970	PORT ALLEN	01/05/1940	Active	5	0	0	0.00%	5		5	Y	7	R	10/2025		
3972	SLIDELL	10/23/1928	Active	59	5	2	5.36%	52	0	0	Y		N	10/2025		\$950.00
45657	SLIDELL EVENING	01/21/1986	Active	22	1	0	4.76%	22		0	Y	19	R			
3974	SORRENTO	06/16/1953	Active	24	0	1	-4.00%	16	0	1	Y	11	R	04/2025		
3975	WHITE CASTLE	04/15/1943	Active	14	0	0	0.00%	15		7	Y	11	R	08/2018		
3976	ZACHARY	02/17/1955	Active	7	0	0	0.00%	7		18	Y	16	R	07/2025		
Exc Award (06/30/2018)																

Clubs Cancelled Previous Fiscal Year – Clubs Cancelled within last 12 months may be reinstated

Club Number	Club Name	Charter Date	Current Status*	Cancellation Date
3965	MORGANZA	01/09/1963	Cancelled(6*)	03/29/2025
55495	PEARL RIVER SIXTH WARD	04/08/1994	Cancelled(6*)	08/29/2024

Current Total Clubs Count	YTD New Clubs Count	YTD Cancelled Clubs Count	YTD Net Club Gain	Current Total Members Count	YTD Add	YTD Drop	YTD Net Growth	YTD Net Growth %	Member Count 12 Months Ago	Average Member Count Per Club	% of Clubs with less than 20 members	% No Officer Report in 12 Months	% of Clubs with balance 90+ days	Number of Clubs in Status Quo	% Status Quo Clubs in Financial Suspension	Number of Cancelled Clubs	Average Cancelled Club Age	Members Lost Due to Cancellation	% of Clubs Cancelled for Non-Financial Reasons
29	0	0	0	770	19	33	-14	-1.79%	791	27	38%	0%	7%	0	0%	0	0	0	0%

* - P - Priority Club. Cancellation Reasons: 1-Objectives/conduct, 2-Non-active club, 5-Non-existing club, 6-Disbanding, 7-Merger, 8-Financial Suspension, 9-District/Multiple District Dues.

** Red denotes below 15 active members.

*** Red denotes 20% + loss.

**** Y - all 3 (President, Secretary, Treasurer) club officers reported, N - not all 3 reported.

***** Abbreviation: N-New, IP-Immediate Past, R-Repeat.



Club Health Assessment for District 8 S through October 2025

			Status	Membership						Reports				Finance		LCIF
Club Number	Club Name	Charter Date	Times in Status Quo in Past 2 Years	Current Member Count **	YTD Members Added	YTD Members Dropped	YTD Net Growth% ***	Member Count 1 Year Ago	Dropped Members Avg.Length of Service	Months Since Membership Update	Current Officers Reported ****	Current President Repeated Term	VP Reported *****	Last Date Reported Service (mm/yyyy)	Account Balance	YTD Donations
Clubs less than two years old																
186665	Donaldsonville	07/10/2025	Active	39	40	1	100.00%	0	0	1	Y		N	10/2025	90+ Days	
Clubs more than two years old																
3981	BELLE CHASSE	11/22/1957	Active	10	0	0	0.00%	10		1	Y	5	N	09/2025		
3982	BOURG	02/01/1960	Active	19	0	0	0.00%	20		9	N	None		06/2020		
143381	Bourg Lioness	11/12/2020	Active	13	0	0	0.00%	13		9	N	None		04/2025	90+ Days	
45352	CHAUVIN	09/09/1985	Active	8	0	0	0.00%	8		9	N	None		07/2025		
50338	CHAUVIN T-CAILLOU	03/19/1990	Active	18	1	0	5.88%	22		0	Y		R	07/2025		\$10,080.00
3985	EVERGREEN L C	03/20/1968	Active	19	0	0	0.00%	18		7	Y	6	R	08/2025		
3987	GOLDEN MEADOW	04/02/1959	Active	14	0	0	0.00%	14		25	N	8		02/2021		
3988	HAHNVILLE	04/25/1957	Active(2)	6	6	13	-53.85%	13	32	2	Y	4		10/2023		
3989	HARAHAN	03/23/1953	Active	30	1	0	3.45%	32		1	Y	8	R	06/2025		
3990	HOUMA	01/31/1940	Active	39	6	1	14.71%	51	1	0	Y		R	09/2025		\$3,000.00
3992	KENNER	01/18/1950	Active	25	0	1	-3.85%	26	19	1	Y	15	R	01/2020		
36042	KENNER CENTRAL	09/13/1978	Active	18	0	0	0.00%	21		1	Y	2	R	08/2025		\$10.00
3993	KENNER UNIVERSITY PARK, INC.	06/21/1966	Active	20	0	1	-4.76%	21	11	2	Y		N	10/2025		\$15.00
Exc Award (06/30/2018, 06/30/2023)																
3994	LABADIEVILLE	02/12/1959	Active	24	0	0	0.00%	24		12	N	None		10/2019		\$100.00
3995	LOCKPORT	10/28/1947	Active(1)	11	11	0	100.00%	11		3	Y	8		07/2018		
61668	LULING BOUTTE	03/22/1999	Active(1)	15	1	1	0.00%	13	5	1	Y	7	R	05/2025	90+ Days	
Exc Award (06/30/2023)																
3997	MARRERO	12/26/1955	Active	82	8	4	5.13%	76	4	0	Y		N	10/2025		\$4,000.00
Exc Award (06/30/2022)																
3998	METAIRIE	11/18/1940	Active(2)	30	0	1	-3.23%	31	43	3	Y	14	R	10/2016		
3999	METAIRIE AIRLINE	11/09/1948	Active	42	8	0	23.53%	35		1	Y	2		10/2025		
Exc Award (06/30/2023, 06/30/2024)																
4000	METAIRIE DELTA	05/13/1958	Active	30	2	0	7.14%	30		0	Y		N	10/2025		\$2,000.00
Exc Award (06/30/2023, 06/30/2024)																



Club Health Assessment for District 8 S through October 2025

			Status	Membership						Reports				Finance	LCIF	
Club Number	Club Name	Charter Date	Times in Status Quo in Past 2 Years	Current Member Count **	YTD Members Added	YTD Members Dropped	YTD Net Growth***	Member Count 1 Year Ago	Dropped Members Avg.Length of Service	Months Since Membership Update	Current Officers Reported ****	Current President Repeated Term	VP Reported *****	Last Date Reported Service (mm/yyyy)	Account Balance	YTD Donations
4002	METAIRIE LAKESIDE	08/24/1967	Active	18	0	0	0.00%	18		25	N	None		07/2019	90+ Days	\$500.00
37416	METAIRIE PONTCHARTRAIN	07/24/1979	Active	27	3	4	-3.57%	30	4	1	Y	4	R	10/2025		
Exc Award (06/30/2023, 06/30/2025)																
4003	MONTEGUT	01/04/1956	Active(1)	45	4	5	-2.17%	51	14	0	Y	5	N	09/2025		\$400.00
4004	MORGAN CITY	09/28/1967	Active	8	0	0	0.00%	8		19	Y	6	R	02/2019		
4005	NEW ORLEANS ALGIERS	05/09/1957	Active	28	3	1	7.69%	22	4	0	Y	3	N	09/2025		
Exc Award (06/30/2022, 06/30/2023, 06/30/2024, 06/30/2025)																
122807	New Orleans Asian American	07/25/2014	Active	64	0	0	0.00%	67		4	Y		N	10/2025		
4006	NEW ORLEANS CENTRAL CITY	02/15/1972	Active	30	0	0	0.00%	29		2	Y	2	N	09/2025		\$50.00
Exc Award (06/30/2021, 06/30/2024)																
47114	NEW ORLEANS FILIPINO AMERICAN	03/31/1987	Active	109	1	1	0.00%	126	5	0	Y		R	10/2025		\$120.00
Exc Award (06/30/2023, 06/30/2024)																
4012	RACELAND	04/22/1941	Active	55	0	1	-1.79%	53	4	2	Y	18	R	06/2025		
66786	SCHRIEVER	11/13/2002	Active	24	0	0	0.00%	20		2	N	None		06/2025		
101914	ST. BERNARD PARISH SCHOOL EMPLOYEES	06/17/2008	Active	27	0	0	0.00%	27		25	N	None		05/2016	90+ Days	
4015	TERRYTOWN	03/27/1962	Active	23	0	1	-4.17%	24	6	2	N	None		05/2021		
4016	THIBODAUX	02/12/1940	Active	57	0	0	0.00%	54		4	Y		N	08/2024		
150152	Westwego	03/11/2022	Active	26	1	5	-13.33%	27	2	0	Y	2	R	10/2025		\$1,000.00


Clubs Cancelled Previous Fiscal Year – Clubs Cancelled within last 12 months may be reinstated

Club Number	Club Name	Charter Date	Current Status*	Cancellation Date
157711	Thibodaux Bridge Community	05/03/2024	Cancelled(6*)	05/29/2025

Current Total Clubs Count	YTD New Clubs Count	YTD Cancelled Clubs Count	YTD Net Club Gain	Current Total Members Count	YTD Add	YTD Drop	YTD Net Growth	YTD Net Growth %	Member Count 12 Months Ago	Average Member Count Per Club	% of Clubs with less than 20 members	% No Officer Report in 12 Months	% of Clubs with balance 90+ days	Number of Clubs in Status Quo	% Status Quo Clubs in Financial Suspension	Number of Cancelled Clubs	Average Cancelled Club Age	Members Lost Due to Cancellation	% of Clubs Cancelled for Non-Financial Reasons
35	1	0	1	1,053	96	41	55	5.51%	1,045	30	37%	20%	14%	0	0%	0	0	0	0%



Club Health Assessment for District 8 S through October 2025

																
Club Number	Club Name	Charter Date	Status	Membership					Reports				Finance	LCIF		
			Times in Status Quo in Past 2 Years	Current Member Count **	YTD Members Added	YTD Members Dropped	YTD Net Growth% ***	Member Count 1 Year Ago	Dropped Members Avg.Length of Service	Months Since Membership Update	Current Officers Reported ****	Current President Repeated Term	VP Reported *****	Last Date Reported Service (mm/yyyy)	Account Balance	YTD Donations

* - P - Priority Club. Cancellation Reasons: 1-Objectives/conduct, 2-Non-active club, 5-Non-existing club, 6-Disbanding, 7-Merger, 8-Financial Suspension, 9-District/Multiple District Dues.

** Red denotes below 15 active members.

*** Red denotes 20% + loss.

**** Y - all 3 (President, Secretary, Treasurer) club officers reported, N - not all 3 reported.

***** Abbreviation: N-New, IP-Immediate Past, R-Repeat.